

(IT)

Famiglia di apparecchi di ridotte dimensioni per un'illuminazione di tipo architeturale, funzionale e decorativa. Disponibili le versioni a parete, ad incasso (parete e pavimento) e a plafone.

Adatti per l'illuminazione di facciate, imbotti, marcapiani, portici, camminamenti, per interni ed esterni, in zone residenziali e pubbliche.

Disponibile con ottica simmetrica, asimmetrica o diffondente.

Due taglie, lunghezza 650mm e 1250mm. Corpo e controscassa in estruso di alluminio anodizzato, testate e sistemi di fissaggio

in pressofusione di alluminio verniciate di colore grigio RAL 9006.

Diffusore in vetro piano trasparente 6mm.

Sorgenti LED con flusso totale 900, 1800 e 3600lm, con temperature colore warm e cool white.

Gli apparecchi sono forniti completi di circuito LED 24V in corrente continua.

Driver di alimentazione da ordinare separatamente.

(UK)

*Family of fittings with reduced dimensions, for the architectural, functional and decorative lighting. Available in different versions: for wall installation, wall or ground recessed installation and ceiling installation.*

*It is particularly suitable for the lighting of façades, intrados, string-courses, arcades and paths, for both interiors and exteriors, in residential and public areas.*

*Available with symmetrical, asymmetrical or wide beam optics.*

*Two sizes are available: length 650mm and 1250mm.*

*Body and recessed-housing made of extruded anodized aluminium; side heads and fastening systems made of die-cast aluminium, painted in grey RAL 9006.*

*Diffuser in flat transparent glass, 6 mm thick. LED sources with total flux of 900, 1800 and 3600lm, with colour temperature of warm and cool white.*

*The fittings are provided with 24V LED circuit in direct current.*

*The electronic driver has to be ordered separately.*

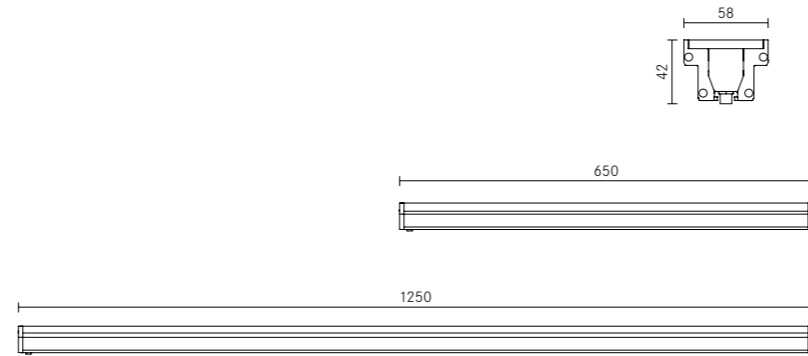
(DE)

Familie von Geräten mit geringen Abmessungen für eine architektonische, funktionelle und dekorative Beleuchtung. Erhältlich in verschiedenen Versionen, für Wandinstallation, Wand- oder Bodeneinbauinstallation und Deckeninstallation. Geeignet für die Beleuchtung von Fassaden, Gewölben, Simsen, Arkaden und Fußgängerwegen, im Außenbereich sowie im Innenbereich, in Wohnlagen und in öffentlichen Bereichen. Erhältlich mit symmetrischer, asymmetrischer und breitstrahlender Optik.

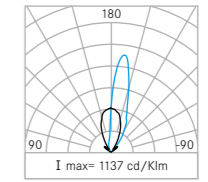
Die Leuchte ist in zwei Größen erhältlich: Länge 650mm und 1250mm. Gehäuse und Einbaugehäuse aus anodisiertem extrudiertem Aluminium; seitliche Abdeckungen und Befestigungssysteme aus Aluminiumdruckguss, lackiert in grau RAL9006. Diffusor aus transparentem Flachglas, Dicke 6mm. Lichtquelle: LED mit einem Gesamtlumenpaket von 900, 1800 oder 3600lm, mit Farbtemperatur von warm und cool weiß. Die Leuchten werden komplett mit Gleichstrom 24V LED-Kreis geliefert. Der elektronische Driver ist separat zu bestellen.

# TRAIL

Design by R&S Cariboni Lite



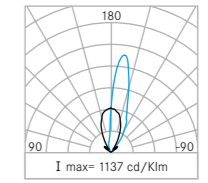
<b>06TR2D6397J</b>				<b>650mm</b>
LED	9W	900lm	3000k	●
Asimmetrica <i>Asymmetrical</i> Asymmetrisch				



H (m)	Ø (m)	Em(lux)
5	8,81x1,73	20
4	7,04x1,36	32
3	5,28x1,04	56
2	3,53x0,7	127
1	1,76x0,34	508



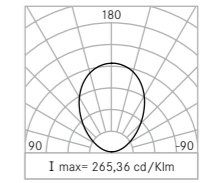
<b>06TR2H2397J</b>				<b>650mm</b>
LED	19W	1800lm	3000k	●
Asimmetrica <i>Asymmetrical</i> Asymmetrisch				




H (m)	Ø (m)	Em(lux)
5	8,81x1,73	41
4	7,04x1,36	63
3	5,28x1,04	113
2	3,53x0,7	254
1	1,76x0,34	1016



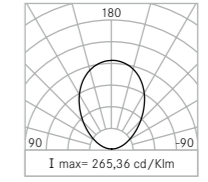
<b>06TR2D6393J</b>				<b>650mm</b>
LED	9W	900lm	3000k	●
Diffondente <i>Wide beam optic</i> Breitstrahlender Optik				



H (m)	Ø (m)	Em(lux)
5	10,34	3
4	8,27	5
3	6,2	9
2	4,14	21
1	2,07	84



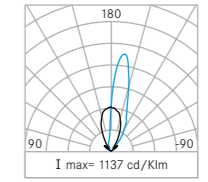
<b>06TR2H2393J</b>				<b>650mm</b>
LED	19W	1800lm	3000k	●
Diffondente <i>Wide beam optic</i> Breitstrahlender Optik				




H (m)	Ø (m)	Em(lux)
5	10,34	7
4	8,27	10
3	6,2	19
2	4,14	42
1	2,07	168



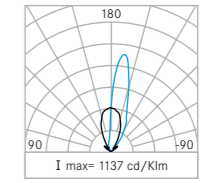
<b>06TR3H2397J</b>				<b>1250mm</b>
LED	19W	1800lm	3000k	●
Asimmetrica <i>Asymmetrical</i> Asymmetrisch				



H (m)	Ø (m)	Em(lux)
5	8,81x1,73	41
4	7,04x1,36	63
3	5,28x1,04	113
2	3,53x0,7	254
1	1,76x0,34	1016



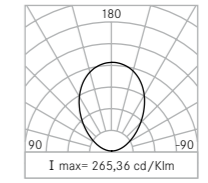
<b>06TR3Q4397J</b>				<b>1250mm</b>
LED	37W	3600lm	3000k	●
Asimmetrica <i>Asymmetrical</i> Asymmetrisch				



H (m)	Ø (m)	Em(lux)
5	8,81x1,73	81
4	7,04x1,36	127
3	5,28x1,04	226
2	3,53x0,7	508
1	1,76x0,34	2031



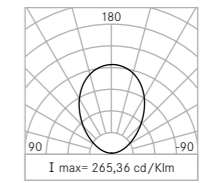
<b>06TR3H2393J</b>				<b>1250mm</b>
LED	19W	1800lm	3000k	●
Diffondente <i>Wide beam optic</i> Breitstrahlender Optik				



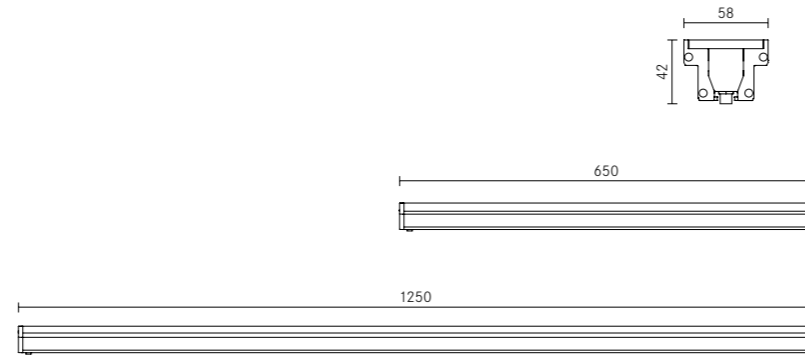
H (m)	Ø (m)	Em(lux)
5	10,34	7
4	8,27	10
3	6,2	19
2	4,14	42
1	2,07	168



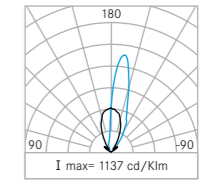
<b>06TR3Q4393J</b>				<b>1250mm</b>
LED	37W	3600lm	3000k	●
Diffondente <i>Wide beam optic</i> Breitstrahlender Optik				



H (m)	Ø (m)	Em(lux)
5	10,34	13
4	8,27	21
3	6,2	37
2	4,14	84
1	2,07	336

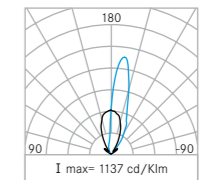


<b>06TR2D6397J</b>				<b>650mm</b>
LED	9W	900lm	3000k	●
Asimmetrica <i>Asymmetrical</i> Asymmetrisch				



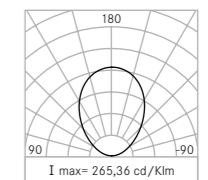
H (m)	Ø (m)	Em(lux)
5	8,81x1,73	20
4	7,04x1,36	32
3	5,28x1,04	56
2	3,53x0,7	127
1	1,76x0,34	508

<b>06TR2H2397J</b>				<b>650mm</b>
LED	19W	1800lm	3000k	●
Asimmetrica <i>Asymmetrical</i> Asymmetrisch				



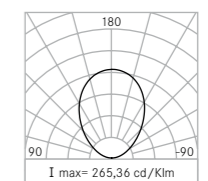
H (m)	Ø (m)	Em(lux)
5	8,81x1,73	41
4	7,04x1,36	63
3	5,28x1,04	113
2	3,53x0,7	254
1	1,76x0,34	1016

<b>06TR2D6393J</b>				<b>650mm</b>
LED	9W	900lm	3000k	●
Diffondente <i>Wide beam optic</i> Breitstrahlender Optik				



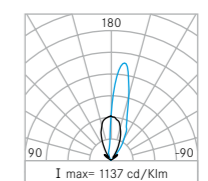
H (m)	Ø (m)	Em(lux)
5	10,34	3
4	8,27	5
3	6,2	9
2	4,14	21
1	2,07	84

<b>06TR2H2393J</b>				<b>650mm</b>
LED	19W	1800lm	3000k	●
Diffondente <i>Wide beam optic</i> Breitstrahlender Optik				



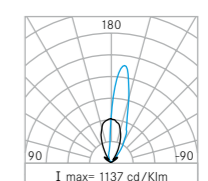
H (m)	Ø (m)	Em(lux)
5	10,34	7
4	8,27	10
3	6,2	19
2	4,14	42
1	2,07	168

<b>06TR3H2397J</b>				<b>1250mm</b>
LED	19W	1800lm	3000k	●
Asimmetrica <i>Asymmetrical</i> Asymmetrisch				



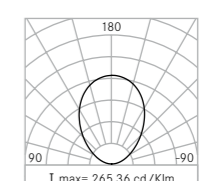

H (m)	Ø (m)	Em(lux)
5	8,81x1,73	41
4	7,04x1,36	63
3	5,28x1,04	113
2	3,53x0,7	254
1	1,76x0,34	1016

<b>06TR3Q4397J</b>				<b>1250mm</b>
LED	37W	3600lm	3000k	●
Asimmetrica <i>Asymmetrical</i> Asymmetrisch				



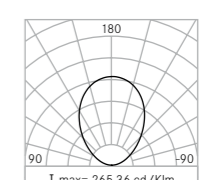
H (m)	Ø (m)	Em(lux)
5	8,81x1,73	81
4	7,04x1,36	127
3	5,28x1,04	226
2	3,53x0,7	508
1	1,76x0,34	2031

<b>06TR3H2393J</b>				<b>1250mm</b>
LED	19W	1800lm	3000k	●
Diffondente <i>Wide beam optic</i> Breitstrahlender Optik				

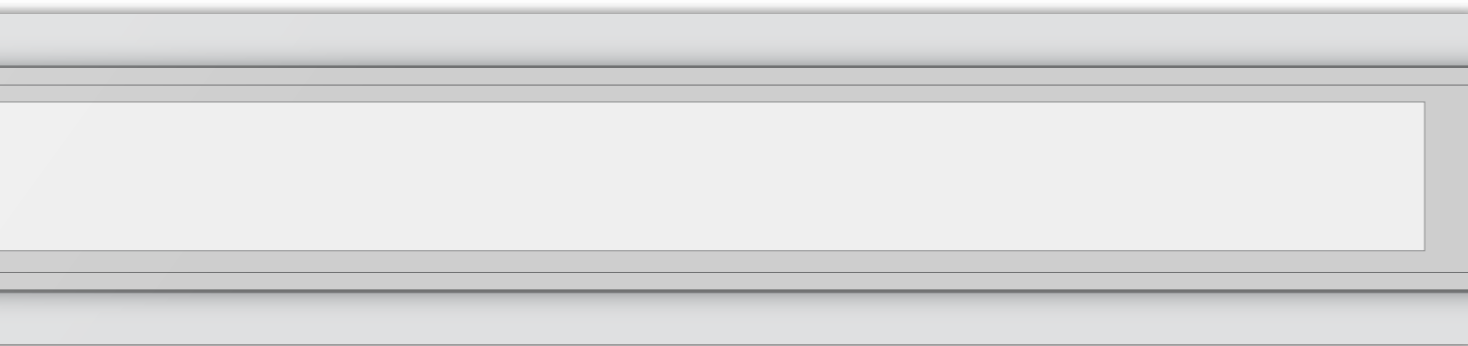


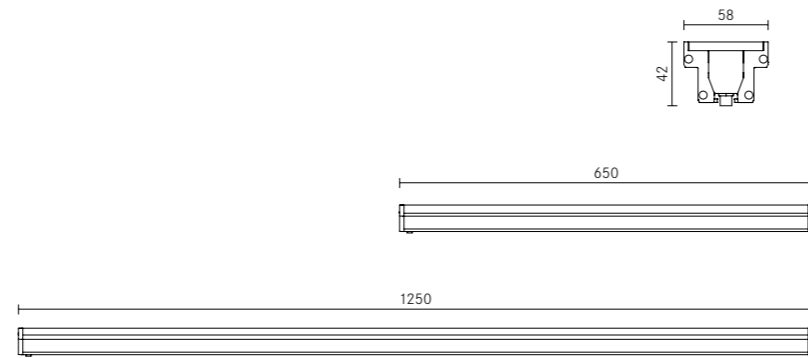
H (m)	Ø (m)	Em(lux)
5	10,34	7
4	8,27	10
3	6,2	19
2	4,14	42
1	2,07	168

<b>06TR3Q4393J</b>				<b>1250mm</b>
LED	37W	3600lm	3000k	●
Diffondente <i>Wide beam optic</i> Breitstrahlender Optik				



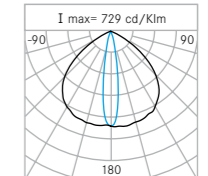
H (m)	Ø (m)	Em(lux)
5	10,34	13
4	8,27	21
3	6,2	37
2	4,14	84
1	2,07	336





**06TR2D6395J 650mm**

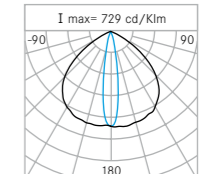
LED	9W	900lm	3000k	●
Simmetrica Symmetrical Symmetrisch				



H (m)	Ø (m)	Em(lux)
5	8,66x3,12	13
4	6,94x2,5	20
3	5,2x1,88	36
2	3,46x1,26	81
1	1,74x0,62	323

**06TR2H2395J 650mm**

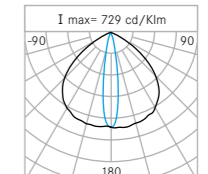
LED	19W	1800lm	3000k	●
Simmetrica Symmetrical Symmetrisch				



H (m)	Ø (m)	Em(lux)
5	8,66x3,12	26
4	6,94x2,5	40
3	5,2x1,88	72
2	3,46x1,26	162
1	1,74x0,62	646

**06TR3H2395J 1250mm**

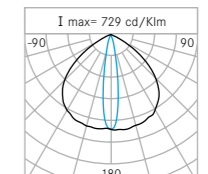
LED	19W	1800lm	3000k	●
Simmetrica Symmetrical Symmetrisch				




H (m)	Ø (m)	Em(lux)
5	8,66x3,12	26
4	6,94x2,5	40
3	5,2x1,88	72
2	3,46x1,26	162
1	1,74x0,62	646

**06TR3Q4395J 1250mm**

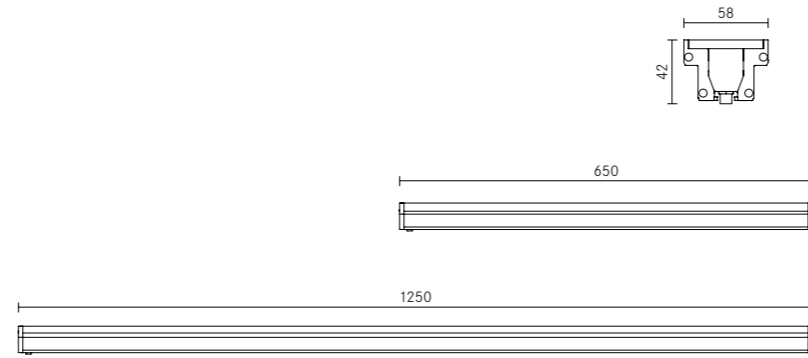
LED	37W	3600lm	3000k	●
Simmetrica Symmetrical Symmetrisch				



H (m)	Ø (m)	Em(lux)
5	8,66x3,12	52
4	6,94x2,5	81
3	5,2x1,88	144
2	3,46x1,26	323
1	1,74x0,62	1293

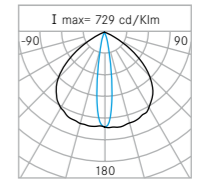


Disponibile anche versione con sorgenti LED 4000k  
 Available also in 4000K colour temperature  
 Lieferbar auch in der Farbtemperatur 4000K




**06TR2D6395J 650mm**

LED	9W	900lm	3000k	●
Simmetrica <i>Symmetrical</i> Symmetrisch				

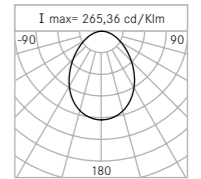


H (m)	Ø (m)	Em(lux)
1	1,74x0,62	323
2	3,46x1,26	81
3	5,2x1,88	36
4	6,94x2,5	20
5	8,66x3,12	13



**06TR2H2393J 650mm**

LED	19W	1800lm	3000k	●
Diffondente <i>Wide beam optic</i> Breitstrahlender Optik				

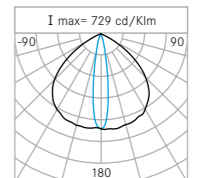


H (m)	Ø (m)	Em(lux)
1	1,74x0,62	646
2	3,46x1,26	162
3	5,2x1,88	72
4	6,94x2,5	40
5	8,66x3,12	26




**06TR3H2395J 1250mm**

LED	19W	1800lm	3000k	●
Simmetrica <i>Symmetrical</i> Symmetrisch				

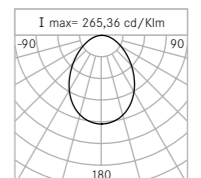


H (m)	Ø (m)	Em(lux)
1	1,74x0,62	646
2	3,46x1,26	162
3	5,2x1,88	72
4	6,94x2,5	40
5	8,66x3,12	26



**06TR3H2393J 1250mm**

LED	19W	1800lm	3000k	●
Diffondente <i>Wide beam optic</i> Breitstrahlender Optik				



H (m)	Ø (m)	Em(lux)
1	2,07	168
2	4,14	42
3	6,2	19
4	8,27	10
5	10,34	7



**06TR3Q4393J 1250mm**

LED	37W	3600lm	3000k	●
Diffondente <i>Wide beam optic</i> Breitstrahlender Optik				



H (m)	Ø (m)	Em(lux)
1	2,07	336
2	4,14	84
3	6,2	37
4	8,27	21
5	10,34	13



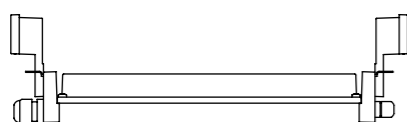
Disponibile anche versione con sorgenti LED 4000k  
 Available also in 4000K colour temperature  
 Lieferbar auch in der Farbtemperatur 4000K

Distanza totale per collegamento su unico cavo 2x1.5mmq (in metri) *Total distance for the connection to a single cable 2x1,5mmq (in meters)*  
 Gesamtabstand für die Verbindung zu einem einzelmem Kabel 2x1,5mmq (in meter)

		Trail 650 - 900 lm																								
		N	0	1	2	3	4	5	6	7	8	9	10	11	12	13	14	15	16	17	18	19	20	21	22	23
Trail 1250 - 1800 lm	0		549,5	305,3	213,7	164,8	134,3	113,4	98,1	86,5	77,3	69,9	63,8	58,7	54,3	50,6	47,3	44,4	41,9	39,6	37,6	35,8	34,1	32,6		
	1		366,6	229,1	171	137,4	115,2	99,2	87,2	77,9	70,3	64,1	58,9	54,5	50,7	47,4	44,5	42	39,7	37,7	35,8	34,1	32,6			
	2		275	183,3	142,6	117,8	100,8	88,2	78,5	70,8	64,5	59,2	54,7	50,9	47,6	44,6	42,1	39,8	37,7	35,9	34,2	32,7				
	3		152,8	122,2	103,1	89,6	79,4	71,4	64,9	59,5	55	51,1	47,7	44,8	42,2	39,9	37,8	35,9	34,2	32,7						
	4		107	91,7	80,7	72,2	65,5	59,9	55,3	51,3	47,9	44,9	42,3	40	37,9	36	34,3	32,7								
	5		82,5	73,3	66,2	60,4	55,6	51,6	48,1	45,1	42,4	40,1	38	36,1	34,4	32,8										
	6		67,2	61,1	56,1	51,9	48,4	45,3	42,6	40,2	38,1	36,2	34,4	32,9												
	7		56,7	52,4	48,7	45,5	42,8	40,3	38,2	36,3	34,5	32,9														
	8		49,1	45,8	43	40,5	38,3	36,4	34,6	33																
	9		43,3	40,7	38,5	36,5	34,7	33,1																		
	10		38,7	36,7	34,8	33,2																				
	11		35	33,3																						

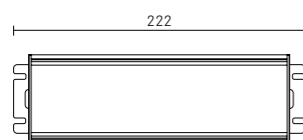
		Trail 650 - 1800 lm												
		N	0	1	2	3	4	5	6	7	8	9	10	11
Trail 1250 - 3600 lm	0		275	152,8	107	82,5	67,2	56,7	49,1	43,3	38,7	35		
	1		183,3	114,6	85,6	68,8	57,6	49,7	43,7	39	35,2			
	2		137,5	91,7	71,3	58,9	50,4	44,1	39,3	35,4				
	3		76,4	61,1	51,6	44,8	39,7	35,7						
	4		53,5	45,8	40,3	36,1								
	5		41,3	36,7										

Accessori *Accessories* Zubehör

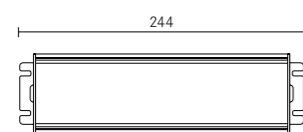


Box cablato per attacco parete/soffitto IP65  
*IP65 wiring box for wall/ceiling installation*  
 IP65 Verkabelungseinheit für Wand/Deckeinstallation.

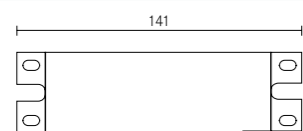
- 06OT989A0 TRAIL 1250mm**
- 06OT988A0 TRAIL 650mm**



Driver elettronico 150W-24V IP67  
*Electronic driver 150W-24V IP67*  
 Elektronischer Driver 150W-24V IP67  
**06LL914AB0**



Driver elettronico 240W-24V IP67  
*Electronic driver 240W-24V IP67*  
 Elektronischer Driver 240W-24V IP67  
**06LL915AB0**



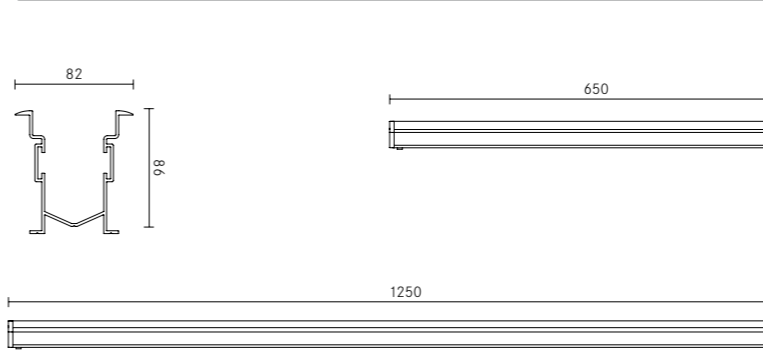
Driver elettronico 60W-24V IP66  
*Electronic driver 60W-24V IP66*  
 Elektronischer Driver 60W-24V IP66  
**06TA902X0**

Potenza alimentazione per collegamento su unico cavo 2x1.5mmq (in Watt) *Power supply power for the connection to a single cable 2x1,5mmq (in Watt)*  
 Gesamtleistung für die Verbindung zu einem einzelmem Kabel 2x1,5mmq (in Watt)

		Trail 650 - 900 lm																								
		N	0	1	2	3	4	5	6	7	8	9	10	11	12	13	14	15	16	17	18	19	20	21	22	23
Trail 1250 - 1800 lm	0		9,36	18,72	28,08	37,44	46,8	56,16	65,52	74,88	84,24	93,6	103	112,3	121,7	131	140,4	149,8	159,1	168,5	177,8	187,2	196,6	205,9	215,3	
	1		18,7	28,06	37,42	46,78	56,14	65,5	74,86	84,22	93,58	102,9	112,3	121,7	131	140,4	149,7	159,1	168,5	177,8	187,2	196,5	205,9	215,3		
	2		37,4	46,76	56,12	65,48	74,84	84,2	93,56	102,9	112,3	121,6	131	140,3	149,7	159,1	168,4	177,8	187,1	196,5	205,9	215,2				
	3		56,1	65,46	74,82	84,18	93,54	102,9	112,3	121,6	131	140,3	149,7	159,1	168,4	177,8	187,1	196,5	205,9	215,2						
	4		74,8	84,16	93,52	102,9	112,2	121,6	131	140,3	149,7	159	168,4	177,8	187,1	196,5	205,8	215,2								
	5		93,5	102,9	112,2	121,6	130,9	140,3	149,7	159	168,4	177,7	187,1	196,5	205,8	215,2										
	6		112,2	121,6	130,9	140,3	149,6	159	168,4	177,7	187,1	196,4	205,8	215,2												
	7		130,9	140,3	149,6	159	168,3	177,7	187,1	196,4	205,8	215,1														
	8		149,6	159	168,3	177,7	187	196,4	205,8	215,1																
	9		168,3	177,7	187	196,4	205,7	215,1																		
	10		187	196,4	205,7	215,1																				
	11		205,7	215,1																						

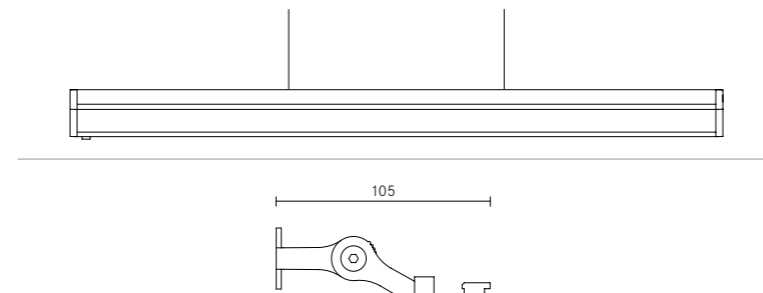
		Trail 650 - 1800 lm												
		N	0	1	2	3	4	5	6	7	8	9	10	11
Trail 1250 - 3600 lm	0		18,7	37,4	56,1	74,8	93,5	112,2	130,9	149,6	168,3	187	205,7	
	1		37,4	56,1	74,8	93,5	112,2	130,9	149,6	168,3	187	205,7		
	2		74,8	93,5	112,2	130,9	149,6	168,3	187	205,7				
	3		112,2	130,9	149,6	168,3	187	205,7						
	4		149,6	168,3	187	205,7								
	5		187	205,7										

		Driver		
CODE	W	Max W	mt	
<b>06TA902X0</b>	60	54,5	73	
<b>06LL914AB0</b>	150	136,4	26	
<b>06LL915AB0</b>	240	218,2	15	



Controcassa per incasso a terra e parete 650mm  
*Recessed housing for wall and ground installation 650mm*  
 Einbaugehäuse für Boden- und Deckeinstallation - Breite 650mm  
**06TR998J0 \***

Controcassa per incasso a terra e parete 1250mm  
*Recessed housing for wall and ground installation 1250mm*  
 Einbaugehäuse für Boden- und Deckeinstallation - Breite 1250mm  
**06TR999J0 \***



Sistema di sospensione a soffitto L 1,5 mt  
*System for ceiling suspended installation L 1,5m.*  
 Deckenaufhängungssystem L 1,5 mt.  
**06TR986A0 \***

Staffe di fissaggio parete, RAL9006  
*Bracket for wall fastening, RAL9006*  
 Bügel für Wandinstallation, RAL 9006  
**06TR997A0 \***

Staffe fissaggio plafone RAL9006, driver remoto  
 Brackets for ceiling fastening Trail, grey RAL9006  
 Ausleger für Deckeninstallation Trail, grau RAL9006  
**06TR987A0 \***

Con cavo, connettori e muffola *Complete with cable, connectors and junction box* Komplet mit Kabel, Verbinder und Verbindungsmuffe